

# FloraDuo®

## FloraDuo Grow - FloraDuo Bloom

*Highly concentrated, true 2-part nutrient system for hydroponics, coco and soil*

*The ultimate in 2-part nutrients: inspired by the top selling Flora Series, FloraDuo delivers the best balance between performance and ease of use - and some unique benefits...*


FloraDuo is not a "classic" mineral nutrient: beginning with the aim of making a simplified Flora Series that still packed the same punch, legendary General Hydroponics and NASA chemist Cal Hermann created this powerful 2-part formula, and along the way added several important bonuses for fast growing plants with marked differences between growth and flowering needs:

- FloraDuo uses several mineral types so your plants always have access to the elements they need, in the right form through growth and flowering.
- The formula includes bio-activators which improve overall plant health, resistance to pathogens and nutrient uptake.
- FloraDuo acts to reduce internode length - **without PGRs** (Plants Growth Regulators)! At GHE we use only the most highly purified ingredients. Combined with the understanding of nutrient composition we have developed through our extensive research, this allows us to achieve explosive growth and reduced stretch without potentially dangerous additives such as synthetic PGRs.

And when we say "2-part" we mean it: using FloraDuo means two bottles from start to finish not four as you need with most 2-part "A+B" style nutrients which use two parts for grow and two for bloom.

With FloraDuo you start with equal amounts of Grow and Bloom during rooting or early development, in vegetative growth more Grow than Bloom, and in flowering and fruiting; more Bloom than Grow. It's that simple.





**TRIPACK FLORADUO**

Your starting kit contains:  
2 x 1/2 L FloraDuo and 1/2 L Ripen plus free pH Test Kit and pH Down Dry.

Available in :






**0,5 L • 1 L • 5 L • 10 L • 60 L • 100 L**






## HOW TO USE:

- Shake well before each use, add each part to water separately, mix thoroughly, and always rinse measuring equipment.
- GHE FloraDuo® is very concentrated: a maximum of just 5ml/L in water is required. See the main GHE FloraDuo® feed chart here.
- To ensure the best results in your area, FloraDuo Grow is available in both hard water and soft water versions: more than 70 mg/L calcium, use FloraDuo Grow, hard water formulation, with less or if using reverse osmosis, use FloraDuo Grow, soft water.

## USE WITH:

- Works with all plants and substrates, in hydroponics, soil and outdoor gardening.
- After nutrients, the biggest boost advantage can give any grow is using a high quality Fulvic acid: **GHE Diamond nectar is the best.** (p.26)
- **GHE BM®** brings beneficial microbial life to your rootzone, **SubCulture®** adds increased protection and added performance, especially in high temperatures.
- **General Organics additives:** The General Organics range includes high quality Organic additives to fine tune and enhance your grow, including **Seaweed**, a powerful pre-flowering activator.
- **FloraKleen®:** Not just for lock-out problems and end of harvest; FloraKleen® rejuvenates old substrate and tired soil both of which can be difficult to handle with fruiting plants that can't be repotted, and can give mother plants a new lease of life.
- For the last 10 days use **Ripen** for increased flower production.

	Hydro	Coco						Ripen · FloraKleen®	
			1st roots	1st true leaves	Growing	Preflowering	Flowering	Ripening	Cleaning
<b>FloraDuo Grow</b>			0,5mL/L	1,5mL/L	3mL/L	3mL/L	1,5mL/L	-	-
<b>FloraDuo Bloom</b>			0,5mL/L	1mL/L	1mL/L	2,5mL/L	3mL/L	-	-
<b>EC (mS)</b>			0,3 - 0,6	0,8 - 1,2	1,3 - 1,8	1,8 - 2,0	1,4 - 2,2	1,4 - 2,6	-

	Soil						Ripen · FloraKleen®	
		1st roots	1st true leaves	Growing	Preflowering	Flowering	Ripening	Cleaning
<b>FloraDuo Grow</b>		0,3mL/L	1mL/L	2,5mL/L	2mL/L	1mL/L	-	-
<b>FloraDuo Bloom</b>		0,3mL/L	0,5mL/L	0,5mL/L	2mL/L	3mL/L	-	-
<b>EC (mS)</b>		0,2 - 0,5	0,6 - 1,0	1,1 - 1,6	1,4 - 1,8	1,3 - 1,7	1,3 - 2,0	-

**EC levels** are for guidance. Water EC varies so dosages will change, and plant needs change depending on species, strain, climate etc. Start where we recommend, but don't be afraid to gently vary dosages to adapt to your plant's needs. **EC** is measured after pH adjustment (pH 5.5. to 6.5), addition of nutrients and supplements. **Cleaning:** regular use of FloraKleen prevents salt build ups in both substrate and systems. **Ripening:** in the period before harvest use GHE Ripen for bigger yields and flavour. **GHE supplement feed charts :** see p. 57.